


# aPLaNet PROJECT PILOTING



## **BUILDING YOUR OWN **PLN****

ICT RESOURCES FOR TEACHER'S PROFESSIONAL  
DEVELOPMENT PURPOSES

# aPLaNet PROJECT PILOTING



## **INTRODUCTION TO THE APLANET PROJECT**

**The aPLaNet project, a EU funded project,  
is designed:**

- to help language educators who are not yet using social networks to learn how to join and use Social Networks (SNs) for professional development purposes by creating a Personal Learning Network (PLN) of their own;
- to encourage language educators to take initiative in accessing and utilizing ICT and start using it in practice.

# aPLaNet PROJECT PILOTING

## THE APLANET WORKSHOP



### **The goal of the aPLaNet online and offline workshop is:**

- to bring attendees up-to-date with the latest information on the use of PLNs for teacher's professional development purposes;
- to present ICT educational resources that will help teachers in their language teaching practice;
- to show ways how teachers can present themselves as professional educators on SNS and engage with likely minded educators over the globe.



## **WHO IS THE WORKSHOP FOR?**

Teachers of foreign languages

Methodology specialists

Directors, managers and proprietors of language schools

Representatives of language departments of universities and secondary schools

## **BY THE END OF THE WORKSHOP, MENTEES WILL:**

- understand benefits of creating a PLN for professional activities;
- undertake steps leading to networking with other educational professionals;
- master the 4 presented ICT tools and integrate them as a part of their own development as professional educators;
- be able to mentor mentees;
- receive the aPLaNet certificate.

# WORKSHOP STRUCTURE

## WELCOME (15 minutes)

Speaker Mgr. et Mgr. Lenka Kroupová  
Contents Introductions, presentation of the aPLaNet project and its mission.

## 1ST SESSION: GETTING TO KNOW SOCIAL NETWORKS (45 minutes)

Speaker Dušan Koloděj  
Contents Practical guide on how to operate SNs – Facebook, Twitter, Ning.

## 2ND SESSION: ICT TOOLS FOR LANGUAGE EDUCATORS (60 minutes)


Speaker Mgr. et Mgr. Lenka Kroupová, Dušan Koloděj  
Contents Practical presentation of 4 selected ICT tools for language educators - WiZiQ, Blogger, Google docs, Glogster.

## 3RD SESSION: FOLLOW UP DISCUSSION (20 minutes)

Speaker Dušan Koloděj  
Contents Completion of questionnaires, discussion about integrating the presented SN and ICT tools into specific classroom and professional development necessities.

## CERTIFICATES OF PARTICIPATION AWARDING (10 minutes)

Speaker Dušan Koloděj  
Contents Mentees will be awarded certificates to thank them for their participation.



# 1ST SESSION: GETTING TO KNOW SOCIAL NETWORKS

## WHAT ARE SOCIAL NETWORKS?

**Social networks are sites which allow users to create a personal page or profile and construct and maintain connections with other users. SNs can be used professionally:**

- to share work (blog entries, projects, articles, presentations);
- to get to know useful online tools;
- to track professional events and opportunities (conferences, possibilities to publish);
- to engage with educators over the world;
- to keep your knowledge up-to-date;
- to increase personal professional development.

**In this workshop, you will learn about these SNs:**

Facebook / Twitter / Ning



# aPLaNet PROJECT PILOTING

facebook

**FACEBOOK**  
[www.facebook.com](http://www.facebook.com)



Facebook is the largest social networking site with over 500 million registered users.

## Facebook:

- allows its members to interact with one another, share thoughts, photos, and videos;
- provides an integrated social environment for social and educational interaction stressing the importance of creating content, not only consuming it;
- enables to set a separate profile and maintain a professional presence.

# aPLaNet PROJECT PILOTING




## **TWITTER**

[www.twitter.com](http://www.twitter.com)

Twitter is a SN and a micro-blogging service where people share short updates about their life and follow the updates of people that matter to them via the web.

### Twitter:

- allows expression through brief statements (tweets) max. 140 characters long;
- helps organize instant meet-ups;
- works as well as an opinion poll and a feedback channel;
- gives everyone daily opportunity to learn.






# aPLaNet PROJECT PILOTING



**NING**

[www.ning.com](http://www.ning.com)



Ning is an online platform where each individual can either join existing communities or create their own private or public social networks. Most Ning networks are devoted to a single issue. Almost every area of education is covered either by larger general education Nings (Classroom2.0) or specialised Nings (aPLaNet).

**Ning:**

- fosters and solidifies offline connections;
- allows to start personalised communities;
- helps organize events and meet-ups.

# aPLaNet PROJECT PILOTING



## **ONLINETEACHING/LEARNING WIZIQ**

[www.wiziq.com](http://www.wiziq.com)

WiZiQ is a great presentation platform where users can communicate through audio and video in real time. The presenter can enable his own webcam and microphone or can make it more interactive by activating mentees' webcams and microphones as well. Sessions can be recorded for further use.



# WIZIQ

[www.wiziq.com](http://www.wiziq.com)

## Teaching/Learning ideas

Start of Virtual Classrooms to schedule virtual classes, meetings or presentations at no costs (in case of public courses)

## Method of providing and receiving trainings

Interaction with students through online whiteboard, audio and text chat

## Obligatory resources

PC with Internet connection, Adobe Flash installed

## Fee Free basic plan

## Setup Registration required



# aPLaNet PROJECT PILOTING



## **ACTIVE LEARNING STRATEGIES IN LANGUAGE TEACHING/LEARNING BLOGGER**

[www.blogger.com](http://www.blogger.com)

Blogger is a web-tool that allows people to become authors by creating and maintaining their own free, journal-like website where they can publish a text, photo and/or video on the internet for deliberation. The main benefit of blogs is that they offer bloggers the opportunity to openly post ideas and reflections on a given issue putting it up for discussion. This way blogs facilitate collaboration with peers and colleagues from all over the world.

# **BLOGGER**

[www.blogger.com](http://www.blogger.com)

## Teaching/Learning ideas

Collaborative preparation of projects

Teacher's/learner's data resource bank of materials, links, videos, related to a topic

Taking part in blog challenges and competitions

Getting and providing feedback


Commenting on other students' blog posts to encourage critical thinking, as well as raise awareness of errors

## Obligatory resources


PC with Internet connection, a Gmail account

Fee Free

Setup Registration required



# aPLaNet PROJECT PILOTING



Google docs

## **COLLABORATIVE STRATEGIES IN THE TEACHING/LEARNING PROCESS GOOGLE DOCS**

[www.google.com](http://www.google.com)

Google docs is an online application for editing documents. It can be used by a group of people that are working on the same document or by a person that wants to share a document with other people. Once a Google document is shared by its author, it is accessible, either for visualisation or modification for everybody who has the link of that document.

# GOOGLE DOCS

[www.google.com](http://www.google.com)

## Teaching/Learning ideas

Blended learning lessons

Collaboration on a document with fellow teachers

Keeping track of grades, attendance, or any other data


Task-based learning

## Obligatory resources

PC with Internet connection, a Gmail account

Fee Free

Setup Registration on Gmail required



# aPLaNet PROJECT PILOTING



**Glogster**  
poster yourself

## **USING AUDIOVISUAL TOOLS GLOGSTER**

[www.glogster.com](http://www.glogster.com)

Glogster is a tool that offers creating posters to express information or opinion. Glogs are in fact multi-media posters that can include text of different length, images, videos or links to additional web resources that relate to the topic.



# **GLOGSTER**

[www.glogster.com](http://www.glogster.com)

## Teaching/Learning ideas

Reflection on a particular life experience

Drawing attention to a local or national events, cultural life, social trends


Illustration of language, social, ecological or other issues

## Obligatory resources

PC with Internet connection, printer if required

Fee Free

Setup Registration required



# **APLANET PROJECT PILOTING BUILDING YOUR OWN PLN**

ICT RESOURCES FOR TEACHER'S  
PROFESSIONAL DEVELOPMENT PURPOSES



## **ORGANISER**

LANGUAGE SCHOOL WITH  
STATE LANGUAGE EXAM  
RIGHTS PELIKAN, LTD.

[www.jazykova-skola-pelikan.cz](http://www.jazykova-skola-pelikan.cz)



LANGUAGE SCHOOL PELIKAN WITH STATE LANGUAGE EXAM RIGHTS, LTD.

## **COORDINATOR**

ISTEK SCHOOLS, TURKEY

[www.istek.org.tr](http://www.istek.org.tr)



## **FOLLOW APLANET PROJECT**

Twitter ID

@aPLaNetproject

Facebook

<https://www.facebook.com/aplanetproject>